


Pellet Mill (Belt Type)



Pellet Mill (Belt Type)



PERFORMANCE CHARACTERISTICS

Technology and processing from Germany
 Shape "▽" double motor drive, reduce the ground area, main axis bearing capacity is more uniform, extend the service life

The "flywheel effect" of large belt wheels is more energy -saving;

Exquisite processing and reasonable design, higher granules efficiency

Overall -casting machine base, running more smoothly

Granules door is made of stainless steel material

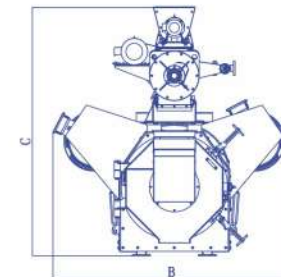
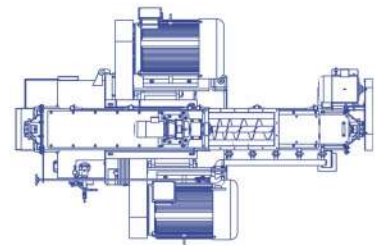
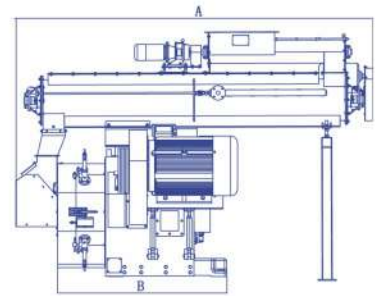
Unique oil injection device, more convenient lubrication

The main bearing uses "SKF" brand bearing

Nearly perfect structure, high standard material selection, ultra -low maintenance cost

Equipped with safety interlocking device to protect personal safety

Optional single -layer, multi -layer, dual axis differential or combined conditioning equipment.



Machine model	9KLH-250D	9KLH-304D	PMV-350D	PMV-420D	PMV-520D	PMV-660D
Main power (kw)	22	30/37	30x2	55x2	75x2	90/110x2
Feeder power (kw)	0.75	0.75	0.75	1.5	2.2	2.2
Conditioner power (kw)	1.5	1.5	3	7.5	15	15
Capacity (t/h)	0.5-1.5	2-4	4-6	8-12	13-18	18-25

Note: The above output refers to the production livestock and poultry ϕ 3.5mm ring die